

My-Optimum Balanced Portfolio Performance February 2020 - GBP



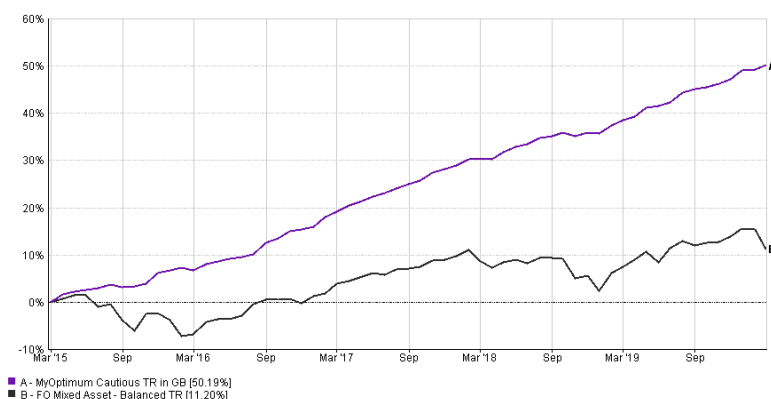
For Professional Clients Only

Portfolio Objective

The portfolio has been established with the primary aim of providing a strategy entirely focused on growing the wealth of investors over the medium to long term in a risk efficient manner. The portfolio will invest in a range of different asset classes, including equities, bonds, property, commodities and cash. The funds may also

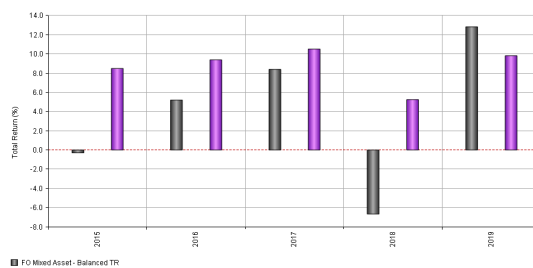
seek investment diversification by obtaining indirect exposure to alternative asset classes and investment strategies in order to try and achieve its investment objective.

5 Yr Performance*



27/02/2015 - 28/02/2020 Data from FE fundinfo 2020

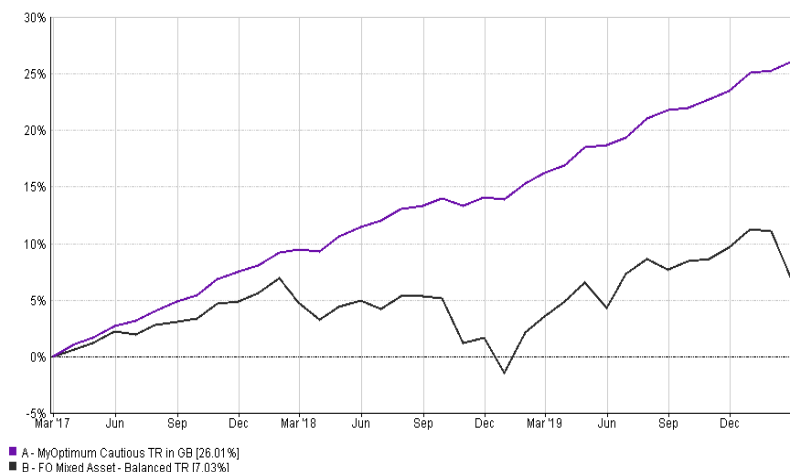
Discrete Yearly Performance*



1/2015 - 1/2019 Powered by data from FE fundinfo

*The performance figures provided in the comparison graphs do not reflect the actual performance of the MyOptimum Balanced Portfolio but is based on the back tested results of the Balanced Portfolio, which comprises 60% allocation to the P1 Capital Partners Bond, 20% into the LF Partners Athena Global Opportunities Fund, & 20% into the Athena Global Cautious Portfolio.

3 Year Performance*



28/02/2017 - 28/02/2020 Data from FE fundinfo 2020

Top Ten Holdings

P1 Capital Partners Bond	60.00%
Gravis UK Infrastructure	2.42%
Matthew Asia ex Japan	2.30%
Hermes Asia Ex-Japan	2.25%
Fidelity Index Europe ex UK	2.15%
Fidelity Index UK	1.97%
Legg Mason Japan Equity X	1.94%
Polar Capital Global Insurance	1.69%
LF Lightman European	1.61%
CC Japan Income & Growth	1.58%

MY-Optimum is a trading entity of P1 Capital Partners International Ltd 7 Temasek Boulevard, #12-07 Suntec Tower One, Singapore, 38987 Registered: Genesis Building, PO Box 446, Cayman Islands, KY1-1106 Registered number: SG-350116